


Student's Name \_\_\_\_\_

Teacher # \_\_\_\_\_ Branch \_\_\_\_\_



Perfect Score:	80
Number Incorrect:	_____
Final Score:	_____

Passing	56	Circle
Convention Eligibility		Yes No
		N/A

# Certificate of Merit™

## Musical Knowledge Examination

### 2009

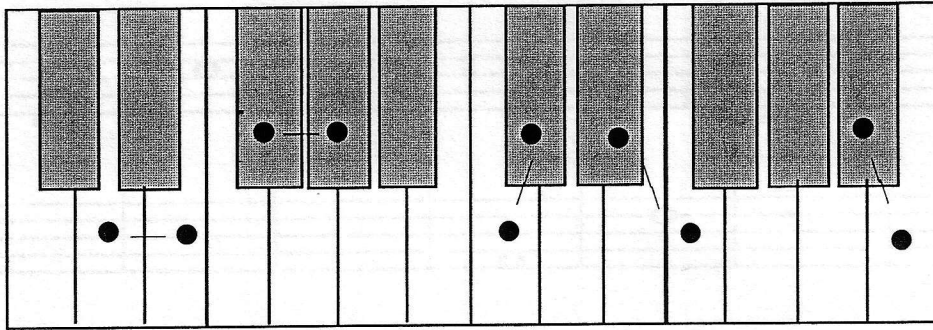


## KEYBOARD PREPARATORY LEVEL


### Ear Training – Set B




4. Circle the whole steps on this keyboard. There are three. (3 points)



5. Check the correct name for each five-finger pattern. The first one is done for you. (5 points)




- C Major
- G Major
- c minor




- d minor
- G Major
- D Major



- c minor
- f minor
- F Major



- G Major
- d minor
- g minor



- C Major
- c minor
- g minor



- d minor
- D Major
- C Major


6. a. Add the flat before the note that will make this the f minor five-finger pattern. (1 point)



b. Add the sharp before the note that will make this the D Major five-finger pattern. (1 point)




7. Name each triad. Tell if each is Major or minor. (10 points)



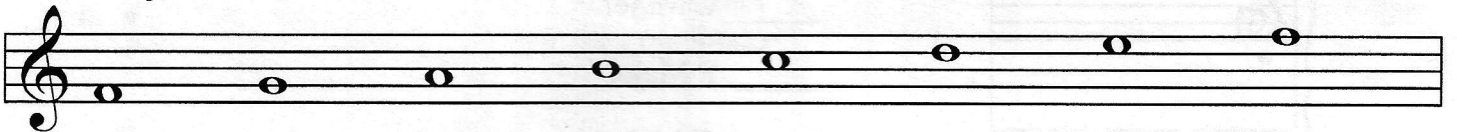
G Major  
(example)

8. Add the correct sharp (#) or flat (b) to finish these Major scales. (2 points)

G Major Scale



F Major Scale



9. Check the number of beats each note or rest will receive in  $\frac{4}{4}$  time. (4 points)

a.  $\text{♩}$  \_\_\_\_\_ 2 beats  
           \_\_\_\_\_ 3 beats


c.  $\text{♩}$  \_\_\_\_\_ 1 beat  
           \_\_\_\_\_ 2 beats

b.  $\text{♩}$  \_\_\_\_\_ 2 beats  
           \_\_\_\_\_ 3 beats


d.  $\text{♩}$  \_\_\_\_\_ 3 beats  
           \_\_\_\_\_ 1 beat




10. Check the name for each note or rest. (4 points)

a.  \_\_\_\_\_ quarter note  
 \_\_\_\_\_ half note

c.  \_\_\_\_\_ half rest  
 \_\_\_\_\_ whole rest

b.  \_\_\_\_\_ whole rest  
 \_\_\_\_\_ quarter rest


d.  \_\_\_\_\_ half note  
 \_\_\_\_\_ dotted half note


11. Write counts under the notes for this example. The first measure is done for you. (3 points)




1    2    3    4


12. Check the correct name for each key signature. (3 points)

a.  \_\_\_\_\_ C Major  
 \_\_\_\_\_ F Major  
 \_\_\_\_\_ G Major


b.  \_\_\_\_\_ C Major  
 \_\_\_\_\_ F Major  
 \_\_\_\_\_ G Major

c.  \_\_\_\_\_ C Major  
 \_\_\_\_\_ F Major  
 \_\_\_\_\_ G Major

13. Check the correct meaning for each term or symbol. (10 points)

a.  \_\_\_\_\_ *forte*: loud  
\_\_\_\_\_ *fermata*: hold longer

b. *p* \_\_\_\_\_ fast  
\_\_\_\_\_ *piano*: soft


c.  \_\_\_\_\_ Treble clef  
\_\_\_\_\_ Bass clef


d. *a tempo* \_\_\_\_\_ go faster  
\_\_\_\_\_ return to the original tempo


e. *rit.* \_\_\_\_\_ gradually slower  
\_\_\_\_\_ repeat the music

f. Dynamics \_\_\_\_\_ symbols or terms that indicate staccato or legato  
\_\_\_\_\_ symbols or terms that indicate loud or soft



g. *D.C. al fine* \_\_\_\_\_ return to the beginning and play to *fine*  
\_\_\_\_\_ play the music slower

h.  \_\_\_\_\_ play the note softer  
\_\_\_\_\_ play the note louder

i.  \_\_\_\_\_ staccato: not connected, crisp  
\_\_\_\_\_ hold longer

j.  \_\_\_\_\_ tie: hold the second note  
\_\_\_\_\_ play legato

Answer questions 14-24 about the above music, from a Minuet by Reinagle. (14 points)

14. What is the key? \_\_\_\_\_ G Major  
 \_\_\_\_\_ F Major
15. How many beats are in each measure? \_\_\_\_\_ 4  
 \_\_\_\_\_ 3
16. Which type of note will receive one beat? \_\_\_\_\_  \_\_\_\_\_ 
17. How will this music sound? \_\_\_\_\_ loud  
 \_\_\_\_\_ soft
18. In measure 7, what two types of notes are used in treble clef? \_\_\_\_\_ half and whole  
 \_\_\_\_\_ quarter and eighth
19. How many times should this music be played? \_\_\_\_\_ 1  
 \_\_\_\_\_ 2
20. How will the notes in measure 4 sound? \_\_\_\_\_ legato  
 \_\_\_\_\_ staccato
21. How many beats will each left-hand note receive? \_\_\_\_\_ 2  
 \_\_\_\_\_ 3
22. What is the name of the first note in the treble clef? \_\_\_\_\_ G  
 \_\_\_\_\_ F
23. What is the name of the last note in the bass clef? \_\_\_\_\_ C  
 \_\_\_\_\_ G
24. Name each circled interval (2nd, 3rd, 4th or 5th).  
 a. \_\_\_\_\_  
 b. \_\_\_\_\_  
 c. \_\_\_\_\_  
 d. \_\_\_\_\_